


2016 CALA Annual General Meeting

June 7, 2016

Four Points By Sheraton – Toronto Airport
Mississauga, Ontario
Windsor Room



Building Laboratory
Excellence

Vers l'excellence
dans les laboratoires



2016 CALA AGM

Treasurer's Report

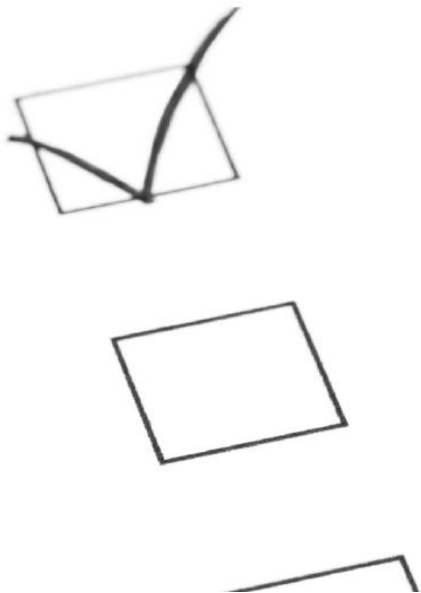
Dave Schellenberg

New Brunswick Department of Environment
and Local Government

Treasurer's Report

2016 Annual General Meeting
June 7, 2016

Dave Schellenberg



Building Laboratory
Excellence

Vers l'excellence
dans les laboratoires



Outline



- Finance Committee
- Financial Highlights
- Auditor's Report & 2015 Financial Statements
- 2016 Budget

Finance & Audit Committee



- Primary function is to assist the Board in fulfilling their oversight responsibilities by reviewing the financial information, systems, and financial reporting processes.
- Committee is comprised of three Directors and Senior Management:
 - Dave Schellenberg, Treasurer, Committee Chair
 - Michael Brodsky
 - Jeff Zimmer
 - Brenda Dashney, CFO
 - Charlie Brimley, CEO

Finance & Audit Committee



- A significant portion of the mandate is provided by the external auditors.
- The Committee has the primary responsibility to evaluate and recommend the appointment of the external auditors.
- At the 2015 AGM, the firm of Welch LLP was approved by the membership as the auditors for CALA for the 2015 fiscal year.
- At the end of this presentation, we will be asking the membership to approve the re-appointment of Welch LLP for the 2016 fiscal year.

Income Statement

for year ended December 31, 2015

	2015	2014
Revenue		
Proficiency Testing (Evaluations)	\$ 1,598,443	\$ 1,565,337
Accreditation (Evaluations)	1,425,307	1,333,219
Training Program	318,302	271,936
International MRA activities (Evaluations)	96,300	96,643
Conference and Tradeshow	0	50,138
Memberships	146,982	145,970
Interest and Other Income	62,372	113,983
Total Revenue	3,647,706	3,577,226
Expenses		
Program Expenses		
Proficiency Testing (Evaluations)	881,468	847,958
Accreditations (Evaluations)	432,941	344,561
Training Program	161,690	167,157
Conference and Tradeshow	0	51,876
International MRA activities	19,129	19,754
Total Program & Project Expenses	1,495,228	1,431,306
Salaries and Benefits	1,447,464	1,391,170
General & Administrative Expenses	664,566	585,300
Total Expenses	3,607,258	3,407,776
Extraordinary Item - impairment charge	0	106,872
Excess of revenue over expenses	\$ 40,448	\$ 62,578

Balance Sheet

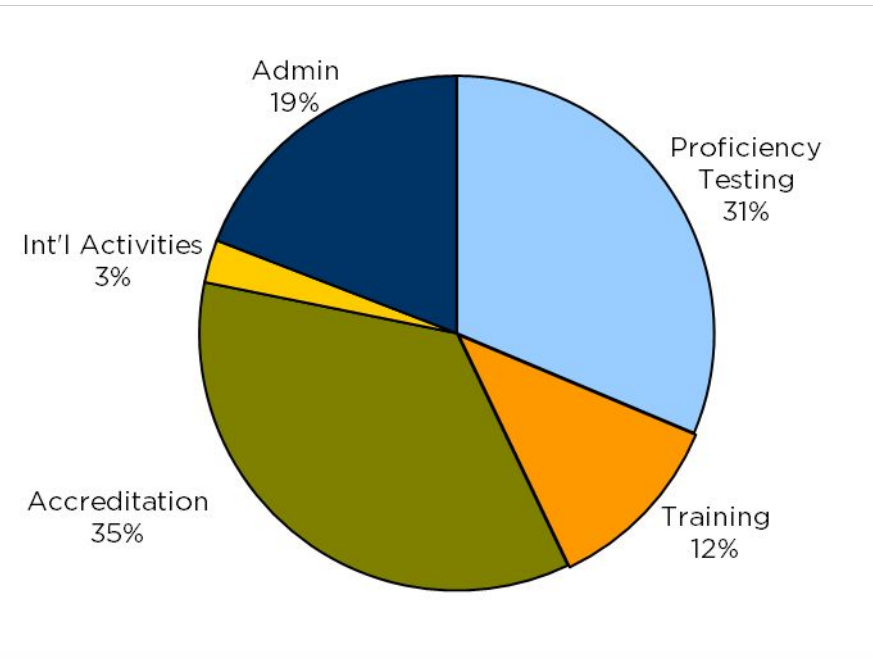
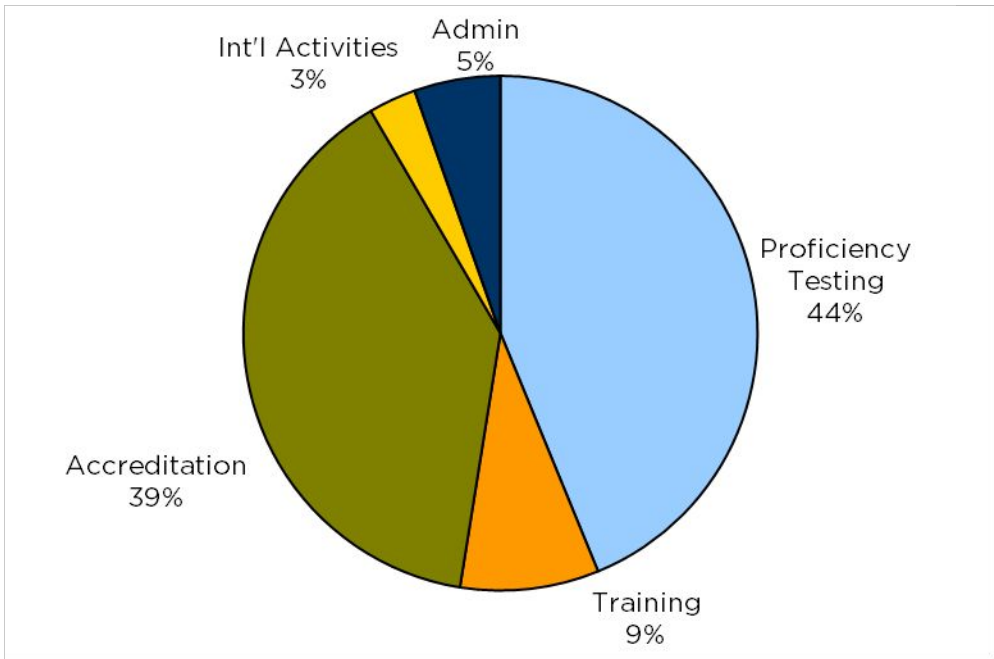
as at December 31, 2015

	2015	2014
ASSETS		
Current Assets		
Cash	\$ 559,900	\$ 371,442
Short-term investments	401,257	503,125
Accounts receivable	251,095	180,660
Prepaid Expenses	75,193	91,953
	<u>1,287,445</u>	<u>1,147,180</u>
Long-term investments	1,605,309	1,862,779
Tangible capital assets	27,979	1,834
Intangible capital assets	339,287	-
	<u><u>\$ 3,260,020</u></u>	<u><u>\$ 3,011,793</u></u>
LIABILITIES		
Current Liabilities		
Accounts Payable and accrued liabilities	\$ 741,840	\$ 423,508
Deferred Revenue	350,160	460,713
	<u>1,092,000</u>	<u>884,221</u>
NET ASSETS		
Unrestricted	<u>2,168,020</u>	<u>2,127,572</u>
	<u><u>\$ 3,260,020</u></u>	<u><u>\$ 3,011,793</u></u>

2015 Revenue Sources / Expenditures

Total Revenue: \$3,647,706

Total Expenses: \$3,607,258



Auditor's Report



- Excerpts from Welch LLP's Auditor's Report:
 - "We conducted our audit in accordance with Canadian generally accepted auditing standards."
 - "In our opinion, the financial statements present fairly, in all material respects, the financial position of Canadian Association for Laboratory Accreditation Inc. as at December 31, 2015 and the results of its operations and its cash flows for the year then ended in accordance with Canadian accounting standards for not-for-profit organizations."

Appointment of Auditors

Motion: to re-appoint the firm of Welch, LLP as auditors of CALA for the year ending December 31, 2016

2016 Budget

	2016 BUDGET	2015 RESULTS
Revenue		
Proficiency Testing	\$ 1,579,006	\$ 1,598,443
Accreditations	1,413,955	1,425,307
Training	382,230	318,302
International Activities	97,200	96,300
Memberships	146,400	146,982
Interest and other income	29,000	62,372
TOTAL REVENUE	<u>3,647,791</u>	<u>3,647,706</u>
Program Expenses		
Proficiency Testing	851,036	881,468
Accreditations	378,700	432,941
Training	190,865	161,690
International Activities	19,355	19,129
<i>Total Program & Project Expenses</i>	<u>1,439,956</u>	<u>1,495,228</u>
Salaries and Benefits	1,506,802	1,447,464
General, Overhead & Administrative Expenses	<u>674,879</u>	<u>664,566</u>
TOTAL EXPENSES	<u>3,621,637</u>	<u>3,607,258</u>
Annual Excess revenue over expenses	<u>\$ 26,154</u>	<u>\$ 40,448</u>

TREASURER'S REPORT 2016

Thank You